



Stay Tuned with Us



INVERBOOST®



Headquarter

China

Zealux Electric Limited

No.2-8, No.9 Road, Science and Technology zone, Xingtan Industrial Park, Shunde, Foshan, Guangdong, China

+86-20-86000676
sales@zealux.com

Europe Service Center

France

Sarl Zealux France

8, Allée du Piot ZAC DU POLE ACTIF 30660 GALLARGUES LE MONTUEUX

+33 (0)6 56 69 58 47
contact@zealux.fr

- ▶ Pool Exchanger
- ▶ Inverter Dehumidifier
- ▶ Fan Coil Unit
- ▶ Hydro Box
- ▶ Water Mixing Station

2024-2025

Catalogue Content

About Us	3
INVERBOOST® Pool Exchanger	4-5
INVERBOOST® Inverter Dehumidifier	6-7
INVERBOOST® Fan Coil Unit	8-9
INVERBOOST® Hydro Box	10
INVERBOOST® Water Mixing Station	11



About Us

The ZEALUX® Group is one of the world's leading manufacturers of heating, cooling and heat pump systems.

For more than 20 years, the ZEALUX® Group has been committed to providing its customers with an outstanding quality of life.

We endeavour to deliver the most energy-efficient, climate-compensated solution for any building or home.



Saving each penny for the planet.



Customized for your garden, no more ugly rusting.

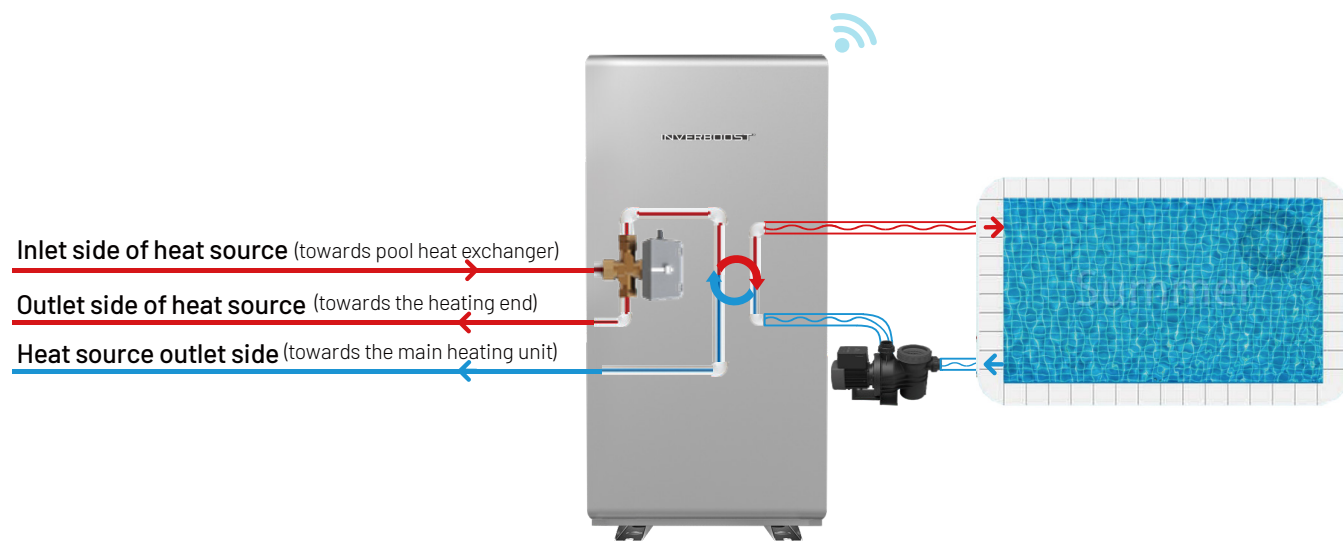


Winter for house, summer for Pool & SPA, hot water everyday.

INVERBOOST® Pool Exchanger

Discover our unique and sustainable solution, an exceptional innovation that redefines simplicity and efficiency. With a simple installation operating with an air-to-water heat pump, the pool exchanger acts as the media to heat and cool the swimming pool and spa, extend the use of the air-to-water heat pump through seasons and lower the heat pump's seasonal vacancy rate.

The full use of an air-to-water heat pump and pool exchanger achieves maximum efficiency, making it a wise and ideal choice for users' needs.



Threaded titanium exchanger, high efficiency heat transfer, corrosion resistance.



Smart TUYA APP, remote control available.



Compact and space-saving.



Suitable for use with residential heat pumps, extending Pool & SPA seasons.



Model	WX-17		WX-25	
Power supply	220-240V/1Ph/50Hz			
Rated current (A)	0.6		0.6	
Rated power input (W)	12		12	
Heat pump side water supply 35°C, pool side water inlet/outlet 26°C/28°C				
Heating exchange capacity (kW)	13.6		25.5	
Heat pump side water flow (m ³ /h)	2.85		4	
Heat pump side connection	G1"		G1"	
Recommend heat pump	XAH07Csi32	XAH10Csi32	XAH12Csi32	XAH16Csi32
Pool side water flow (m ³ /h)	5.4	10.5	6.6	13.8
Pool side connection	DN50		DN50	
Water pressure drop (KPa)	3.1	13.7	5.1	14.8
Unit dimension (mm)	445*350*845		445*350*1006	
Packing dimension (mm)	595*395*876		595*395*1036	
Net weight (kg)	30		40	
Gross weight (kg)	35		47	



INVERBOOST® Inverter Dehumidifier

Thanks to the precise INVERBOOST® full-inverter technology, the Inverter Dehumidifier is able to always run smartly according to the humidity of your indoor room and pool space. Superior energy-saving, intelligent dehumidification capacity & quiet operations.

Saving 50% energy

High humidity sensing accuracy, fast response, and it can be efficiently and automatically defrosted to maintain the highest efficiency and keep the air dry.

No more ugly rusting

Adopted anti-rusting casing and designed for aesthetics and practicality.

Ultra-thin

Small size, easy to carry and place in any space.

* Suitable for all indoor hot tub spa rooms and most indoor swimming pool rooms.

* They can also be used to advantage in changing rooms, wellness centers, basements, and all other rooms.

Model	XDH40i	
Capacity		
Dehumidifying Capacity at 30°C - 80% H.R	L/H	4
Dehumidifying Capacity at 30°C - 70% H.R	L/H	3.5
General data		
Power input	kW	1.2
Electric heating input	kW	0.7
Energy factor (EF)	L/KW.H	3.3
Rated power	kW	1.9
Rated current (with electric heating)	A	10
Fuse current (with electric heating)	A	12
Air flow	m³/h	800
Power supply		220-240V/50Hz
Compressor type		Rotary
Selection of cable	mm²	4
Noise level (5m)	dB(A)	46.5
Net weight	kg	58
Gross weight	kg	65
Net dimension	mm	1132x255x853
Packing dimension	mm	1170x290x920

*The data above is just for reference. For model specifications, please refer to the nameplate on the unit.

INVERBOOST® Fan Coil Unit

Fan Coil Units are a highly efficient means of turning a water chiller, heat pump or hot water boiler into an efficient, quiet hot and cold switching system. These units are an effective solution to provide a comfortable environment for both commercial and residential applications.

The INVERBOOST® fan coil range meets today's demanding requirements for performance, size, acoustics, low energy consumption, ease of installation and maintenance. The only moving part in these units is the fan, making them ideal for use in both residential and work environments (offices, shops, restaurants, hotel rooms, etc.).



Smart Control

Two intelligent control modes, one is operated by the body's controller, the other is to connect the device through WIFI and Bluetooth, which is available for IOS and Android versions. Allowing you to check the equipment's status anytime and anywhere and set timers for automatic start and stop.

Compact Design

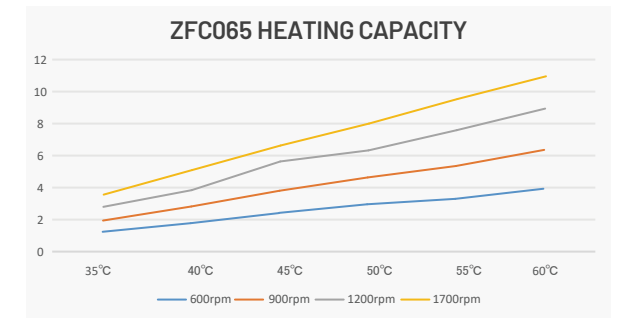
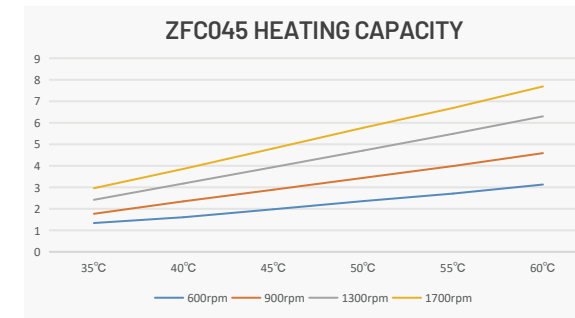
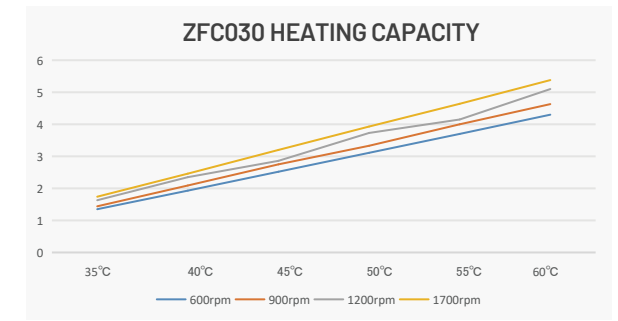
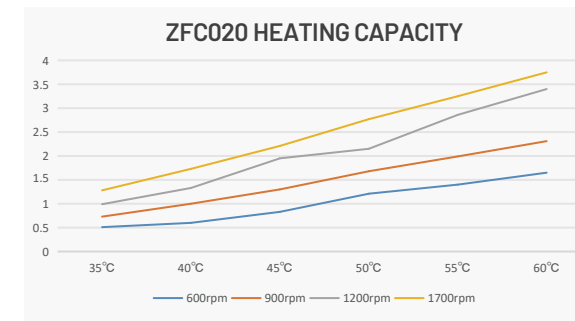
INVERBOOST® fan coil units are available in various sizes, and are designed with an ultra-thin body with only 145mm thickness, saving your installation space. Minimalist and meticulous design with outstanding rust-proofing.

Energy Conservation

Our fan coil units with brushless DC Motors deliver up to 70% savings in energy usage. In addition, with five speeds and an automatic mode, the INVERBOOST® fan coil could be intelligently adjusted according to its surrounding environments, and achieves quieter and more energy-efficient running.

Whisper Quiet


INVERBOOST® fan coil units operate at low volume under no circumstances. There is no resonance at any frequencies.



Wall Mounted Type Fan Coil Unit

Model	COOL GRAY	ZFC020	ZFC030	ZFC045	ZFC065
	BLACK	AFC020	AFC030	AFC045	AFC065
	WHITE	WFC020	WFC030	WFC045	WFC065
Power supply	V/Ph/Hz	220-240/1/50	220-240/1/50	220-240/1/50	220-240/1/50
Air flow(H)	m ³ /h	330	500	580	810
Air flow(M)	m ³ /h	230	360	470	680
Air flow(L)	m ³ /h	130	210	340	510
Performance in heating: Ambient temp. (DB/WB): 20°C, Water temp. inlet/outlet: 45/40°C					
Heating capacity	kW	1.95	2.86	3.94	5.5
Performance in heating: Ambient temp. (DB/WB): 20°C, Water temp. inlet/outlet: 55/50°C					
Heating capacity	kW	2.86	4.15	5.49	7.24
Performance in heating: Ambient temp. (DB/WB): 20°C, Water temp. inlet/outlet: 60/56°C					
Heating capacity	kW	3.4	5.1	6.3	8.5
Performance in cooling: Ambient temp. (DB/WB): 27°C/19°C, Water temp. inlet/outlet: 7°C/12°C					
Cooling capacity	kW	1.62	2.64	5.4	6
Power input(H)	W	36	56	80	100
Fan motor	Type	DC fan motor		Centrifugal fan motor	
Fan	Type	Cross-flow Fan		Centrifugal Fan	
Heat exchanger	Type	Copper tube aluminum fin			
Water flow rate	m ³ /h	1	1	1.14	1.14
Water pressure drop	Kpa	30	40	30	30
Noise level in 1m(L)	dB(A)	30	32	40	40
Water inlet/outlet pipe	inch	G3/4"	G3/4"	G3/4"	G3/4"
Drain pipe	inch	G1/2"	G1/2"	G1/2"	G1/2"
Net weight	kg	15.5	19.5	32	43
Gross weight	kg	18.5	23	36	48
Dimension	mm	980*145*573	1250*145*573	1130*178*588	1385*178*588
Package Dimension	mm	1075*195*615	1330*195*615	1210*228*628	1465*228*628

*The above data is only a reference. Please refer to the nameplate on the unit. * H: High fan speed; M: Medium fan speed; L: Low fan speed.



INVERBOOST® Hydro Box


Hydro Box is an integrated system of multiple important components, including the electric heater, three-way valve, water pump and plate heat exchanger. It's designed to ensure standard installation and improve stability. Easy to install, safe to use, low maintenance and beautiful appearance make it ideal for home applications.

Economical & Energy-efficient

- * A fully integrated system & guaranteed after-sales service, saving your time and process.
- * Easy to install, DIY water mixing center.

Thoughtful Design

- * One-piece & Thick sheet metal enclosure, Minimalist yet aesthetical design.
- * Versatile to supply hot water, Fast hot water everyday.
- * Designed to be quiet & Fits well with domestic life.



INVERBOOST® Water Mixing Station

Zealux water mixing station blends hot and cold water to achieve a stabilized temperature and compensate for temperature variations. Its flexible system meets different temperature needs in an intelligent and detailed way.

A Newer Approach To Save Each Penny

- * Designed to maintain constant temperature for higher energy efficiency and lower energy bills.

Precise Temperature Control

- * Enhanced, more precise control of a hot water delivery system & Local temperature setting & Energy conservation.

Flexible Monitoring & Adjustment

- * Real-time access to temperature, flow, and pressure data.
- * Control, monitor and adjust hot water to provide safe and efficient hot water delivery.

Integrated Design & Straightforward Installation

- * Integrated design blends simplicity and ruggedness.
- * Easy to install and service without removing from pipework.

Model	WD-17	WD-25	WD-25S	WD-25ST
Heating capacity(kW)	9.71	11.62	15.20	15.49
Advised water flux(m ³ /h) (House heat pump side)	1.54	2.20	2.41	2.30
Electric heating capacity(kW)	3	3	6	6
Advised water flux(m ³ /h) (DHW cylinder side)	2.05	2.05	2.05	2.05
Power supply	220-240V/50Hz/1Ph			380-415V/50Hz/3Ph
Water connection	G1"			
Unit dimension(mm)	460*235*660			
Net weight(kg)	32	35	36	38
Gross weight(kg)	35	38	39	40

Model	MS-01
Power supply	230V
Water inlet/outlet distance	60mm
Temperature setting range	5-85°C
Default temperature setting	45°C
Rated water flow	1.9m ³ /h
Circulation pump head height	3.1M
Max water inlet supply	95°C
Connector size (Heat pump side)	G1"
Max operation pressure	10 Bar
Max power	100W
Recommended house size	Under 200M ²
Net dimension	276*304*145mm
Packing dimension	355*360*195mm